








































WTOC 2011

2011-08-16 to 2011-08-17

Class: Paralympic				08-16			08-17			Total	
Name	Clubb	Points	Sec	Plac	Points	Sec	Plac	Points	Sec		
1	KUCHERENKO Dmitry	 RUSSIA	21	20	1	19	38	11	40	58	
2	SAXTORPH Soren	 DENMARK	19	38	10	21	26	1	40	64	
3	GUNNARSSON Inga	 SWEDEN	20	94	7	20	20	2	40	114	
4	JANSSON Ola	 SWEDEN	21	100.5	4	19	23	7	40	123.5	
5	ASK Arne	 NORWAY	21	85	3	19	40	12	40	125	
6	JOHANSSON Michael	 SWEDEN	20	49	6	19	14.5	6	39	63.5	
7	SEPPA Pekka	 FINLAND	20	48	5	19	45	13	39	93	
8	PINOLA Kari	 FINLAND	18	27	14	20	35	4	38	62	
9	BORISENKOVA Marina	 RUSSIA	19	35	9	19	34	10	38	69	
10	KOSTOVA Jana	 CZECH REPUBLIC	18	23	13	20	53	5	38	76	
11	KARLSSON Rolf	 SWEDEN	21	23	2	17	100	21	38	123	
12	SURKOV Yegor	 UKRAINE	19	26	8	18	27	16	37	53	
13	LAZINSKIENE Laima	 LITHUANIA	16	44.5	21	20	29	3	36	73.5	
14	KULIKOVA Iryna	 UKRAINE	19	63	12	17	98	20	36	161	
15	CROSBY John	 GREAT BRITAIN	17	25	16	19	181.5	15	36	206.5	
16	HULKA Bohuslav	 CZECH REPUBLIC	17	121	18	18	33	17	35	154	
17	JAKUBOVSKIS Guntis	 LATVIA	15	21	22	19	33.5	9	34	54.5	
18	SHMATOV Pavel	 RUSSIA	15	29	23	19	30.5	8	34	59.5	
19	CIZEK Niko	 SLOVENIA	15	101	27	19	47	14	34	148	
20	OVESEN Knut	 NORWAY	17	143	19	17	130	22	34	273	
21	POZNIANSKYI Vladyslav	 UKRAINE	17	41	17	16	41	23	33	82	
22	MANTYNIEMI Matti	 FINLAND	19	43	11	14	99	25	33	142	
23	SULCS Andrejs	 LATVIA	18	89	15	13	83	27	31	172	
24	KIJIMA Hideto	 JAPAN	16	25	20	15	166	24	31	191	
25	SIMKOVIC Tadeus	 LITHUANIA	14	162	28	17	55	19	31	217	
26	LAABER Miksa	 HUNGARY	12	112	30	17	49	18	29	161	
27	PETERSEN Jahn	 DENMARK	15	30	24	13	52	26	28	82	
28	STRODS Valdis	 LATVIA	15	94	26	13	127	28	28	221	
29	DVORSKY Boris	 CZECH REPUBLIC	15	56	25	12	165	30	27	221	
30	GAVRILOVAS Borisas	 LITHUANIA	11	21	31	12	98	29	23	119	
31	TOTH Anna	 HUNGARY	11	85.5	32	11	91	31	22	176.5	
32	KLIPFEL Serge	 FRANCE	10	32	33	10	156	34	20	188	
33	LUDWICZAK Agata	 POLAND	10	142	36	10	139	33	20	281	
34	MORI Nagamitsu	 JAPAN	10	134	35	9	126	35	19	260	
35	TAKAYANAGI Nobuyuki	 JAPAN	7	60	37	11	111	32	18	171	
36	ROSSI SARION Ghislaine	 FRANCE	12	37	29	6	156	37	18	193	
37	CAFFERTY Glen L.	 UNITED STATES OF AMERICA	10	92	34	8	173	36	18	265	
38	IMINOVA Aziza	 KYRGYZSTAN	5	153	38	3	163	38	8	316	
39	YEKENEVICZ Catherine A.	 UNITED STATES OF AMERICA	0	120	39	0	120	39	0	240	

Programming by Martin Fredholm